

Commercial

Year	Personal Property	Real Estate	Total
2001.2015		\$ 112.23	\$ 112.23
2016		\$ 10.65	\$ 10.65
2017		\$ 10.96	\$ 10.96
2018		\$ 10.96	\$ 10.96
2019		\$ 30.54	\$ 30.54
2020		\$ 30.54	\$ 30.54
2021		\$ 883.68	\$ 883.68
2022		\$ 1,259.45	\$ 1,259.45
2023		\$ 4,165.46	\$ 4,165.46
		<u>\$ 6,514.47</u>	<u>\$ 6,514.47</u>

School Districts

Year	Personal Property	Real Estate	Total
2001.2015		\$ 267,920.88	\$ 267,920.88
2016		\$ 37,544.95	\$ 37,544.95
2017		\$ 40,504.73	\$ 40,504.73
2018		\$ 44,569.25	\$ 44,569.25
2019	\$ 117,505.76	\$ 51,385.62	\$ 168,891.38
2020	\$ 160,957.87	\$ 52,293.76	\$ 213,251.63
2021	\$ 222,690.49	\$ 272,001.69	\$ 494,692.18
2022	\$ 316,710.86	\$ 536,789.21	\$ 853,500.07
2023	\$ 1,096,046.70	\$ 2,027,518.28	\$ 3,123,564.98
	<u>\$ 1,913,911.68</u>	<u>\$ 3,330,528.37</u>	<u>\$ 5,244,440.05</u>

State

Year	Personal Property	Real Estate	Total
2001.2015	\$ -	\$ 2,805.07	\$ 2,805.07
2016	\$ -	\$ 380.13	\$ 380.13
2017	\$ -	\$ 398.31	\$ 398.31
2018	\$ -	\$ 425.19	\$ 425.19
2019	\$ 1,153.67	\$ 485.31	\$ 1,638.98
2020	\$ 1,578.59	\$ 495.97	\$ 2,074.56
2021	\$ 2,174.17	\$ 2,609.70	\$ 4,783.87
2022	\$ 3,113.98	\$ 5,218.75	\$ 8,332.73
2023	\$ 10,552.90	\$ 19,539.62	\$ 30,092.52
	<u>\$ 18,573.31</u>	<u>\$ 32,358.05</u>	<u>\$ 50,931.36</u>

Grand Total

Year	Personal Property	Real Estate	Total
2001.2015		\$ 537,115.33	\$ 537,115.33
2016		\$ 84,147.53	\$ 84,147.53
2017		\$ 89,308.82	\$ 89,308.82
2018		\$ 98,073.62	\$ 98,073.62
2019	\$ 187,902.70	\$ 109,007.00	\$ 296,909.70
2020	\$ 254,440.20	\$ 92,395.39	\$ 346,835.59
2021	\$ 354,921.73	\$ 419,572.56	\$ 774,494.29
2022	\$ 486,727.80	\$ 815,766.87	\$ 1,302,494.67
2023	\$ 1,632,244.25	\$ 2,998,065.14	\$ 4,630,309.39
	<u>\$ 2,916,236.68</u>	<u>\$ 5,243,452.26</u>	<u>\$ 8,159,688.94</u>

Outstanding Warrants as of 12/31/23

Outstanding Warrants by Fund at the end of the year.

Fund-Description	Total by Fund
001-General County	78,626.42
002-Road & Bridge	81,380.72
003-Assessor	3,861.17
007-Tax Surplus	33,414.79
010-LEST	69,572.19
013-Inmate Prisoner Detainee & Commissary	5,692.12
015-Sheriff Training Fund	100.00
017-E-911	7,353.97
404-Camden Co Ambulance District	310,640.08
454 -Sheltered Workshop	177,240.54
461-Financial Inst.	9,505.82
463-Election Service Fund	39.75
999-Juvenile	9,016.13
<b>Total Outstanding Warrants</b>	<u>\$786,443.70</u>

Statement of Tax Levies

Property taxes are an enforceable lien on the Property as of January 1. Taxes are levied on the The assessed valuation after Board of Equalization of tangible property, including in Camden County

	2023
Real Estate	\$1,449,754,590
Personal Property	\$443,010,280
Railroad and Utilities	\$45,610,547
	<u>\$1,938,375,417</u>

During the 2022, the County Commission approved a \$0.2660 tax levy per \$100 of assessed

	2023
General Revenue Fund	0.1100
Road & Bridge Fund	0.1100
Senior Citizens Tax Fund	0.0460
	<u>\$0.2660</u>

2023 Tax Levy Rates

Districts	Levy Rate
State	0.0300
Ambulance	
Camden County Ambulance District	.02791
CAM-MO Ambulance District	0.0340
Miller County Ambulance District	NO LEVY
Pulaski County Ambulance District	NO LEVY
Nursing Home	
Good Shepherd Nursing Home District	0.1446
City	
Village of Climax Springs	DISSOLVED
City of Linn Creek	NO LEVY
City of Macks Creek	DISSOLVED
City of Stoutland	0.7589
Village of Sunrise Beach	NO LEVY
City of Lake Ozark	0.2307
City of Richland	0.6732
City of Camdenton	NO LEVY
City of Osage Beach	NO LEVY


Districts	Levy Rate
County	
Camden County - Gen. Rev.	0.11
Camden County - R&B -All Road Districts	0.11
Camden County Library	0.0963
Camden County Senior Services	0.0460
Camden County Senate Bill 40	0.0576
Camden Sewer District	0.0000
Fire	
Mid County Fire Protection District	0.5770
Southwest Fire Protection District	0.5451
Osage Beach Fire Protection District	0.7231
Sunrise Beach Fire Protection District	0.9473
Northwest Fire Protection District	0.5115
Lake Ozark Fire & Ambulance District	1.2445
Gravois Fire Protection District	0.8752
Tri-County Fire Protection District	0.29
Road Special	
HorseShoe Bend Spec. Rd. District 1	0.3500
Osage Beach Special Road	NO LEVY
Camdenton Special Rd R	NO LEVY
School	
Macks Creek R-V School District	3.8539
School of the Osage	3.2990
Camdenton R-III School District	3.0600
Climax Springs R-IV School District	2.7500
Hickory County School District	3.6950
Pulaski County R-4 School District	3.0770
Stoutland R-2 School District	3.5300
Total Rate	31.8990


List of Elected officials/office and Annual Salary paid by Camden County

Official	Office	2023 Salary
Ike Skelton	Pres. Commissioner	\$77,125.00
Gohagan, James	1st Dist Commissioner	\$75,125.00
Williams, Donald	2nd Dist Commissioner	\$75,125.00
Todd, Rowland	County Clerk	\$77,125.00
Hicks, Kendra	Treasurer	\$77,125.00
McGuire, James	Assessor	\$77,125.00
Murray, Teresa	Collector	\$77,125.00
Snelling, Donald	Recorder	\$77,125.00
Gorsline, Tom	Public Administrator	\$77,125.00
Laughlin, Jimmy	Auditor	\$77,125.00
Helms, Tony	Sheriff	\$120,028.00
Richelle Grosvenor	Prosecuting Attorney	\$150,035.00


We, Ike Skelton, James Gohagan, and Don Williams, duly elected commissioners of the county commission of Camden County, Missouri, and I, Rowland Todd, County clerk of that county, certify that the above and foregoing is a complete and correct statement of every item of information required in section 50.815 for the year ending December 31, 2023, and we have checked every receipt from every source and every disbursement of every kind and to whom and for what each disbursement was made, and each receipt and disbursement is accurately included in the above and foregoing totals.

Date 2-27-24

  
Ike Skelton, Presiding Commissioner

  
James Gohagan, 1st District Commissioner

Don Williams, 2nd District Commissioner

  
Rowland Todd, County Clerk

Summary of Bonded Indebtedness

Camden County has Long-Term debt service funds with multiple bonded resource for payment of general long term debt of principal and interest. Camden County has consolidated Long-Term Bonded debt for Camden County.

Principal amount of Bonded indebtedness as of 12/31/23

	Principal	Interest*
Beginning Bal.	\$ 7,937,975.25	
Ending Bal.	\$ 7,514,303.52	\$ 2,491,492.19
3 Bonded Debt Service agreements Totaling Camden County--		
2 General County Obligation Bonds	Fund (s)	312
1-Bonds NID - Road - Bonds for service by pass thru by the county from voter tax levies	Fund (s)	313

Note:\* Interest is the calculated scheduled outstanding interest payment from the amortized schedules from the bonding contract. The County Increased its General Obligation Bond Balance in 2022 by \$4.7 million.